



Imperial Productions® Mouldings

Frieze: IPDD1007

Lengths 8 Feet (2.438 meters)

AVAILABLE MATERIALS

ArchPolymer™

Interior & Exterior, Water Rot, Insect Resistant


Flexible ResinMold®

for Arches / Curves / Circles / Straight Lengths


Interior & Exterior, Water, Rot, Insect Resistant

GRG Glass Fiber Reenforced Gypsum (Interior)

FRP Fiberglass (Exterior)



Projection: 5/8" (1.58cm)



Width
3"
7.6cm

Ships World Wide

* All specifications subject to change without notice, Final products & Measurements may vary from this brochure



Imperial Productions®

Imperial Productions & Distribution Inc

email sales@imperialproductions.com

1-800-399-7585 +1-416-264-6096

APR-26

copyright 2016 MRDCI All Rights Reserved



Custom Request (Download & Fill-in)

sales@imperialproductions.com IPDD1007

Name _____

Contact: _____

Phone # _____

Email: _____

Address _____
_____ ZIP/PC _____

ArchPolymer™ An Artificial Wood - Primed White, Water Rot, Insect Resistant (Interior/Exterior)
of Lengths _____

ArchPolymert™ Fire Rated Class A
An Artificial Wood - Primed White, Water Rot, Insect Resistant (Interior/Exterior)
of Lengths _____

GRG-NeoPlaster™ Fire Rated Class A
A New Age Plaster mixed with Poly Resins, Interior use, Paint and Primed by others
of Lengths _____

ResinMold® for Curves and Arches - see form below

VALUE ADDED FINISHES

Factory Paint Color Code _____ Finish _____

Metal Coated: Type: _____

* Possible Limitations due to Quantity Requested and/or Application



Imperial Productions®


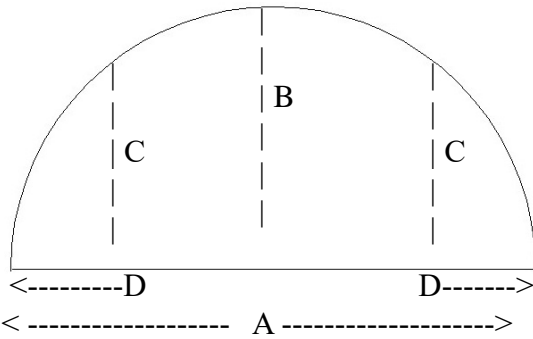
1-800-399-7585 +1-416-264-6096

Imperial Productions & Distribution Inc.

email sales@imperialproductions.com copyright 2016 MRDCI All Rights Reserved

Profile: Flexible ResinMold® IPDD1007

1) ARCH - True 1/2 Circle & Eyebrow Elevation Drawing



Please Provide Inside Crown Measurements

Horizontal A = _____ Center Rise B = _____ Mid Rise C = _____

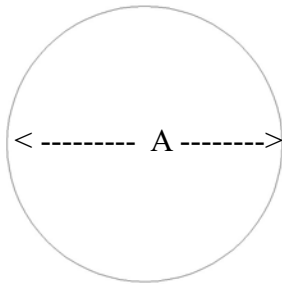
D= Distance to Side from C _____ Number of Arches: _____

2) CIRCLE

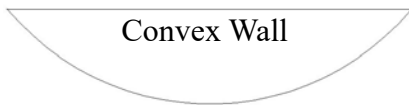
Diameter A _____

or Circumference _____

of Circles _____

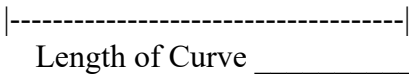


3) CURVED WALL Plan View Drawings



Convex Wall

A = Depth= _____

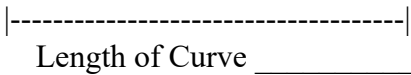


Length of Curve _____



Concave Wall

A = Depth= _____



Length of Curve _____

4) STRAIGHT LENGTHS

Total Feet (Meters)

Required: _____



Imperial Productions®

1-800-399-7585 +1-416-264-6096

Imperial Productions & Distribution Inc.

email sales@imperialproductions.com copyright 2016 MRDCI All Rights Reserved