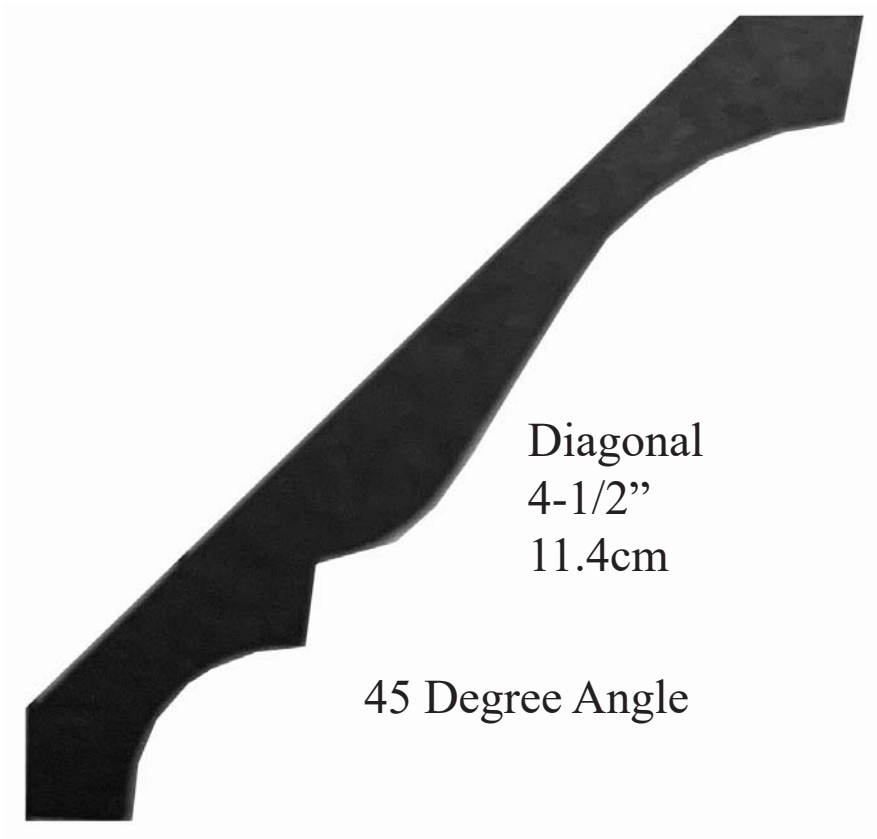




Imperial Productions® Mouldings


IPCM604



Height
3-1/8"
7.9cm



45 Degree Angle



Depth: 3-3/16" (8.1cm)

Ships World Wide

* All specifications subject to change without notice, Final products & Measurements may vary from this brochure



Imperial Productions®

1-800-399-7585

Imperial Productions & Distribution Inc.

email sales@imperialproductions.com copyright 2016 MRDCI All Rights Reserved

APR-25



Custom Request (Download & Fill-in)

emailto sales@imperialproductions.com

IPCM604

Name _____

Contact: _____

Phone # _____

Email: _____

Address _____

ZIP/PC _____

MATERIAL SELECTION

Hardwood Pine / Maple / Red Oak / Cherry / Alder / Mahogany Sold in Random Lengths

Species _____ # of Feet _____

Sold in Random Lengths - Upcharge for Specified email us lengths

ArchPolymer™ A synthetic Plaster, White Primed Ready to Paint (Interior/Exterior)

of Feet _____ for Residential

of FireRated Feet _____ for Commercial

GRG-NeoPlaster™ A new age plaster, Class A fire rated (Interior)

of Feet _____

ResinMold® A Synaptic polymer for Curves & Arches, Class A fire rated

Fill in Form Next Page

VALUE ADDED FINISHES

Factory Paint Color Code _____ Finish _____

Metal Coated: Type: _____

* Possible Limitations due to Quantity Requested and/or Application



Imperial Productions®


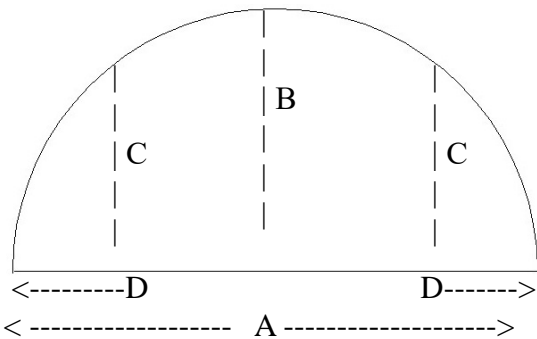
1-800-399-7585

Imperial Productions & Distribution Inc.

email sales@imperialproductions.com copyright 2016 MRDCI All Rights Reserved

Profile: IPCM604 Flexible ResinMold®

1) ARCH - True 1/2 Circle & Eyebrow Elevation Drawing



Please Provide Inside Crown
Measurements

Horizontal A = _____ Center Rise B = _____ Mid Rise C = _____

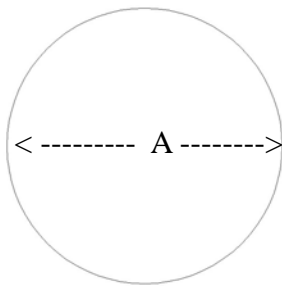
D= Distance to Side from C _____ Number of Arches: _____

2) CIRCLE

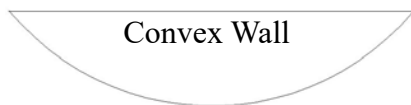
Diameter A _____

or Circumference _____

of Circles _____

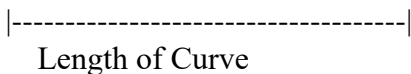


3) CURVED WALL Plan View Drawings



Convex Wall

A = Depth= _____

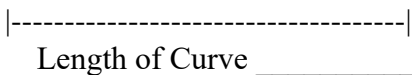


Length of Curve _____



Concave Wall

A = Depth= _____



Length of Curve _____

4) STRAIGHT LENGTHS

Total Feet (Meters)

Required: _____

5) ORIENTATION circle one

wall =>



<=wall



Imperial Productions®

1-800-399-7585

Imperial Productions & Distribution Inc.

email sales@imperialproductions.com copyright 2016 MRDCI All Rights Reserved

APR-25