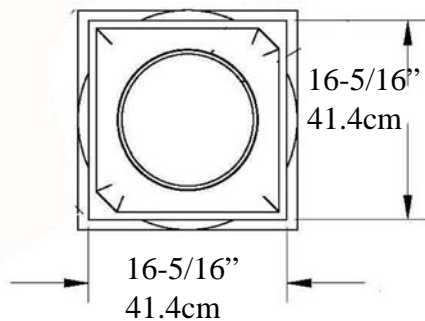




# Tuscan Smooth Tapered Fiberglass IPTUS1614S-TCTB

## Tuscan Capital EconPolymert™



Cap 4-1/4" (10.7cm)=>

Top of Shaft

Outside Diameter

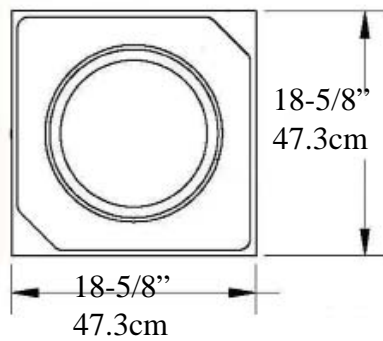
11-1/2"

29.2cm

<=

Total  
Height

## Tuscan Base EconPolymert™



Bottom of Column

Outside Diameter

13-5/8"

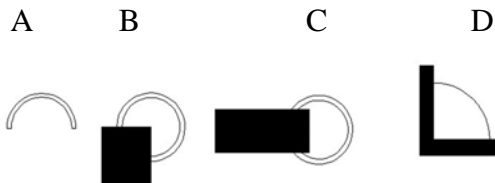
34.6cm

16 Feet  
4.876  
meter

Taper Ends  
from Bottom  
approximately  
63"  
160cm

Imperial  
Productions®

## Optional Cuts



A= Half column

B = 3/4 Outside Corner

C = Wall Cover Engaged

D = 1/4 Column Inside Corner

E = Engaged any percentage

Base & Plinth

7-3/4" (19.6cm)

=>

=>

<=

Weight Shaft 226 lb (102.5 Kg)  
Centered Load to 20,000lbs (9.07m tons)

- \* assembly required, drawing not to scale      Loads must be Centered on the Shaft
- \* Sold as a building Component - Intergration Hardware by others
- \* For Load Application check with your structural engineer for suitability in your local area
- \* All specifications subject to change without notice, Final products & Measurements may vary from this brochure E/OE



**Imperial Productions®**

Imperial Productions & Distribution Inc

email sales@imperialproductions.com copyright 2016 MRDCI All Rights Reserved

1-800-399-7585 +1-416-264-6096

SEP-25



# Custom Request (Download & Fill-in)

sales@imperialproductions.com IPTUS1614S-TCTB

Name \_\_\_\_\_

Contact: \_\_\_\_\_

Phone # \_\_\_\_\_

Email: \_\_\_\_\_

Address \_\_\_\_\_  
\_\_\_\_\_ ZIP/PC \_\_\_\_\_

Fiberglass Prime & Paint by others

(Interior/Exterior)

# of Whole Units \_\_\_\_\_ # of Split Units \_\_\_\_\_

Type of Split enter Letter \_\_\_\_\_

## Optional Cuts

A

B

C

D



A= Half column

B = 3/4 Outside Corner

C = Wall Cover Engaged

D = 1/4 Column Inside Corner

E = Engaged any percentage

\* Possible Limitations due to Quantity Requested and/or Application



**Imperial Productions®**

Imperial Productions & Distribution Inc.

email sales@imperialproductions.com copyright 2016 MRDCI All Rights Reserved

1-800-399-7585 +1-416-264-6096